

SOLUTIONS provided
EXPECTATIONS exceeded

CUSTOMER SATISFACTION RESULTING FROM ONE-STOP SINGLE-WINDOW END-TO-END SOLUTIONS PROVIDED BY SUNBEAM INFRA EQUIPMENT
 CUSTOMER SATISFACTION RESULTING FROM ONE-STOP SINGLE-WINDOW END-TO-END SOLUTIONS PROVIDED BY SUNBEAM INFRA EQUIPMENT
 CUSTOMER SATISFACTION RESULTING FROM ONE-STOP SINGLE-WINDOW END-TO-END SOLUTIONS PROVIDED BY SUNBEAM INFRA EQUIPMENT
 CUSTOMER SATISFACTION RESULTING FROM ONE-STOP SINGLE-WINDOW END-TO-END SOLUTIONS PROVIDED BY SUNBEAM INFRA EQUIPMENT
 CUSTOMER SATISFACTION RESULTING FROM ONE-STOP SINGLE-WINDOW END-TO-END SOLUTIONS PROVIDED BY SUNBEAM INFRA EQUIPMENT

CONCRETE MIXER



BATCHING PLANT

MIXER PUMP



TRAILER PUMP



infra
EXPERTISE
THAT DELIVERS



Sunbeam's professionalism in its business approach over the past two decades has, today, translated into a significant market presence and has resulted in a world-class range of products and solutions for the highly-demanding infrastructure industry.

VISION

To become a diversified global enterprise and a centre of excellence in its arena with impetus on sustainability and opportunity.

MISSION

We firmly believe in rightfully paying back to society what it deserves by our unstinting efforts in delivering a socio-commercial brand rendered with a technological face, embodying top-notch products that sustain and nurture the industry and the society at large.

CORE VALUES

We at Sunbeam firmly believe in core values and ensure going the extra mile in standing by them. Team Sunbeam has imbibed these values in order that this provides every member with a platform to shine in any field that they venture into.



Hard **WORK** and Smart **WORK** in the right direction



To achieve and outperform with dedicated commitment



Never-Say-Never Attitude. Ability to **WIN** over difficult situations

4cu.m to 9cu.m

Concrete Mixers - brought to you by Sunbeam - provide the perfect solution to the demanding expectations of the end user... high on performance and profitability, thus ensuring great bottom lines for businesses. High and quick charge/discharge capacities of concrete, made possible with innovative geometry of the spiral blades, mixing drum and hopper/chute assembly. These transit mixers feature low running costs and are reliable, thanks to world-class quality of materials and components with long service life.

CONCRETE MIXER

TECHNICAL SPECIFICATIONS

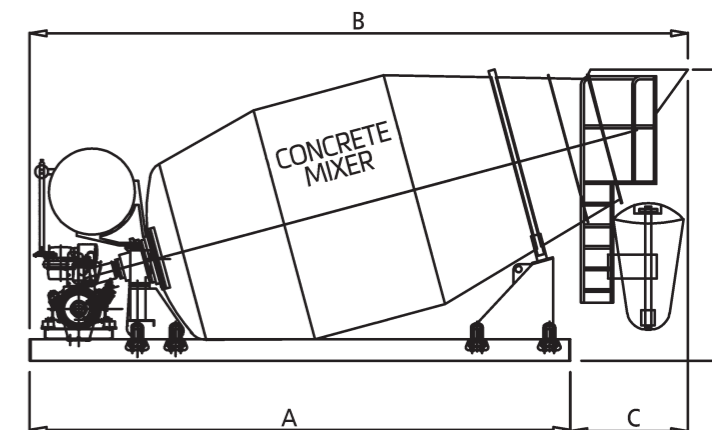
PARAMETER *	45	65	65 XL	75	85	85 XL
Nominal Capacity (cu.m)	4.0	6.0	7.0	7.5	8.0	9.0
Geometric Volume (cu.m)	7.8	10.58	12.1	13.06	14.2	14.6
Filling Ratio (%)	51	57	58	57	59	61
Rotation Speed (rpm)	0-14	0-14	0-14	0-14	0-14	0-14
Diameter (mm)	2200	2200	2200	2200	2200	2200
No. of Rollers	2	2	2	2	2	4
Water Pump Outlet (ltr/min)	400	400	400	400	400	560
Water Pump Pressure (bar)	3.5	3.5	3.5	3.5	3.5	4
Water Meter Scale (ltr)	0-450	0-450	0-450	0-450	0-450	0-600
Water Tank Capacity (ltr)	450	450	450	450	450	600
Shell Thickness (mm)	3-4-5-6	3-4-5-6	3-4-5-6	3-4-5-6	4-5-6	4-5-6-8
Engine Power (kW)	35	52	52	52	81	81
Frame Length [A] (mm)	3896	4560	5016	5220	5510	6160
Max. Length [B] (mm)	4936	5634	6090	6300	6660	7400
Overhang [C] (mm)	1040	1074	1074	1080	1150	1240
Max Height [H] (mm)	2295	2515	2575	2615	2680	2735
Max Width (mm)	2300	2300	2300	2300	2450	2400
Total Weight (kg)	3060	3640	3940	4090	4450	5280

* Tolerances apply

Truck-PTO driven variant available from 6cu.m to 9cu.m capacities
Product updation is a continuous process. Please contact Sunbeam for the latest information.

STAND-OUT FEATURES

- High reliability, low maintenance
- High-capacity Water Pump
- Drum and spirals made of special-grade, wear/corrosion-resistant steel ST52
- Wear Plates on Charging Hopper and Discharging Chute
- 2 manholes on the bottom cone
- Large geometric volume enhances concrete carrying capacity without spill-over
- Scratch-proof & UV-resistant by virtue of grit-blasting with two coats of PU paint
- High average drum-shell thickness



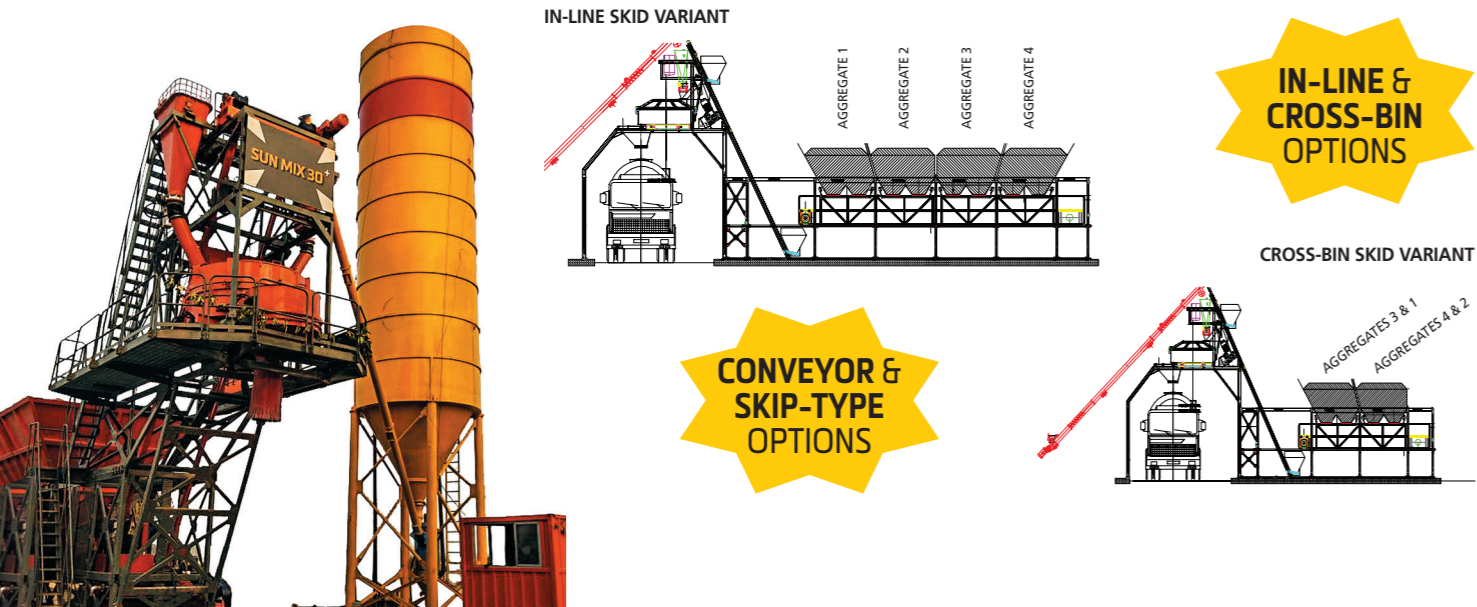
RUGGED
ROBUST
RELIABLE

BATCHING PLANT

SUNMIX 30

Sunbeam's top-notch SUN MIX 30 Batching Plants are so designed and manufactured to leverage your business in a way that increases productivity and profitability. These versatile batching plants enable you to choose the optimum model for your business!

Sl. No.	Component / Parameter	Specification
1	AGGREGATE STORAGE BIN Variants; number of bins; unit capacity Type of construction	Cross-Bin & In-Line; 4; 5.5cu.m / 7.5cu.m Bin and skirt bins are with special taper to facilitate smooth flow of aggregate
2	CONVEYOR FEED SKIRT SYSTEM Type & Pneumatics	Special design of conveyor skirt and pneumatic; 4-cylinder, 2 nos. FRL units, opening gates with pillow block bearings for smooth movement
3	BELT CONVEYOR Belt width; trough angle; belt speed; drive	800mm; 25° (garland type); 0.84m/sec; HP: 5.5kW geared motor
4	SECTOR GATE Hydraulic system Sector gate material of construction; lip Sector gate system	Compact hyd. power pack, 3hp, 125 bar, with hand pump, 9 lpm pump, 8-litre oil capacity, fitted on pan mixer body & double-acting hydraulic cylinder St 52-3, SS304, SBR rubber with liner; reinforced design & sturdy gate Sealed bearing block located outside pan mixer body
5	AGGREGATE WEIGHING SYSTEM Number of load cells; type	4 nos., 2000kg each; shear-beam
6	SKIP Capacity; type Wheel arrangement Drive Skip track/winch drum material of construction	860 litres, 1500kg max.; bottom discharge Rotating axle with anti-friction bearings 6.5 / 8.0kW dual-speed geared motor with built-in brake Structural standard section with replaceable ST52-3 liners Steel IS 2062 with perfect rope seating, grooving and coiling
7	PAN MIXER Mixer motor rpm; drive power Mixing blade; fixing bracket; arms Mixing and scraper blade Gear box type Inspection door; cover Capacity: water; dry mix; compacted wet mix	28rpm; 22kW High wear resistance; Hardox-500; EN-8.with St 52-3 guards Ni hard casting, high wear resistance High-efficiency, compact planetary gear reducer with long-life Viton seal with exterior lubrication points 3 nos. high-visibility double lip with steel safety mesh / octagonal cover and body 1000 litres; 750 litres; 500 litres
8	Cement Hopper; Water Hopper; Admix System	350kg; 250kg; 10 litres
9	AUTOMATION System & software features	SCADA-based PLC, touch screen, auto/manual modes. only soft key, timely restoration; mail and SMS alerts, unlimited recipes; provision for loading of SPARE PARTS and O&M Manuals to the panel

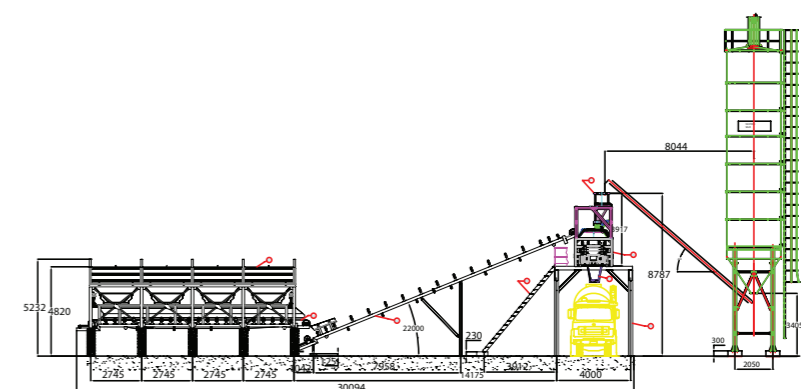


BATCHING PLANT

SUNMIX 60

Sunbeam's class-leading SUN MIX 60 Batching Plants are conceptualised, designed and manufactured for high-volume turnaround that helps in enhanced bottom lines. These versatile batching plants enable your business to go leaps and bounds!

Sl. No.	Component / Parameter	Model / Parameter Value
1	Output (theoretical)	60cu.m / hr
2	Aggregate storage	In-line / square (cross-bin)
3	Aggregate weighing	Conveyor
4	Aggregate bin capacity	10cu.m per bin
5	Maximum aggregate weighing	2500kg
6	Maximum cement weighing	750kg
7	Maximum water weighing	375kg
8	Total aggregate storage bins	4 + 1
9	Maximum number of cement storage	2 + 1
10	Admix weighing capacity	30kg
11	Operating voltage & frequency	415V ± 10V, 50Hz
12	Aggregate charging type	Chevron belt conveyor (optional waiting hopper) / skip hoist
13	Mixer (SICOMA)	Twin-shaft / planetary / pan-mixer
14	Mixer capacity	1cu.m
15	Maximum size of aggregates	80mm
16	Water sprinkling and gravity discharge system	Yes
17	Control system with Phoenix PLC	Automatic
18	IOT - smart monitoring	Yes
19	Discharge height	4.1m
20	Unique Selling Points	Low operating cost, low maintenance, compact, intelligent controls, better output in its class
21	Total load cells for aggregate	4 nos., S-type
22	Total load cells for cement hopper	3 nos., S-Type
23	Total load cells for water hopper	3 nos., S-Type
24	Total load cells for admix container	1 no., cantilever beam
25	Air compressor capacity	2.2kW, 360Lpm
26	Mixer motor power	37kW
27	Hydraulic pump	1.5kW
28	Aggregate weighing conveyor power	12kW
29	Inclined conveyor motor power	15kW
30	Water pump discharge and cleaning system	5kW
31	Vibrator motor power- aggregate bin (sand)	0.18kW
32	Vibrator motor power - cement hopper	0.18kW
33	Admixture pump power	0.75kW
34	Screw conveyor power	11kW / 15kW
35	Total power required	107.31kW
36	Generator required	180kVA



MIXER PUMP

MPD 40 & MPE 40

Sunbeam's best-in-class Mixer Pumps give you the business advantage every single time, with unparalleled performance. Yes... these untiring workhorses do away with needless hassles while increasing productivity!

TECHNICAL SPECIFICATIONS

Sl. No.	Model MPD40 (Diesel) Data Head	Unit	Value
I PERFORMANCE DATA			
01	Concrete Output - rod side	cu.m/hr	40
02	Concrete Pressure - rod side (theoretical)	bar	80

II TECHNICAL DATA			
01	Concrete Delivery Cylinder (diam x stroke)	mm	200 x 800
02	Hydraulic Cylinder (bore x rod x stroke)	mm	90 x 65 x 800
03	Strokes/min - rod side	count	23
04	Hopper Capacity	ltr	600
05	Engine Power	kW	60
06	Hydraulic System Pressure	bar	280

i) Values are theoretical ii) Tolerances apply iii) Product updation is a continous process.Please contact Sunbeam for latest information

III DIMENSIONAL DATA			
01	Length	mm	5800
02	Width	mm	2100
03	Height	mm	3800 (3200)
04	Weight (max.)	kg	5800

Sl. No.	Model MPE40 (Electrical) Data Head	Unit	Value
I PERFORMANCE DATA			
01	Concrete Output - rod side	cu.m/hr	40
02	Concrete Pressure - rod side (theoretical)	bar	80

II TECHNICAL DATA			
01	Concrete Delivery Cylinder (diam x stroke)	mm	200 x 800
02	Hydraulic Cylinder (bore x rod x stroke)	mm	90 x 65 x 800
03	Strokes/min - rod side	count	18
04	Rated Voltage	V	415
05	Main Motor Power	kW	37
06	Vibrating Motor Power	kW	0.5
07	Hydraulic System Pressure	bar	280

i) Values are theoretical ii) Tolerances apply iii) Product updation is a continuous process. Please contact Sunbeam for latest information

III DIMENSIONAL DATA			
01	Length	mm	4100
02	Width	mm	2100
03	Height	mm	3800 (3200)
04	Weight (max.)	kg	3500

STAND-OUT FEATURES

- Two-in-one Mix Pump solution
- Low on labour and high on productivity
- Versatile and mobile
- Ideal for longer working hours
- PLC-based system
- Sturdy mixer rollers

SS 50

Sunbeam's class-leading SS50 Trailer Pumps are thoughtfully designed and manufactured to up your productivity and enhance returns. These top-notch trailer pumps bring ultimate customer satisfaction and lets your business soar!

TECHNICAL SPECIFICATIONS

STAND-OUT FEATURES

- Special-design geometry ensures high-pressure pumping with greater stability
- Electro-hydraulic control with open-loop system minimises hydraulics, improves life, allows for easy maintenance and ensures longer pumping hours
- Hinged delivery system facilitates ease of maintenance
- Split-type wear plate and hopper system
- Control system with built-in emergency backup
- Wear items with perfect metallurgy
- Super-durability high-tensile steel trailer frame with box construction; single-axle suspension mount with shackle system reduces heavy shock while in movement
- Double Agitator Motor for uniform torque and homogenous concrete in hopper
- 600-ltr large-capacity Hopper made of high-wear-resistant steel

Sl. No.	Data Head	Unit	Value
I PERFORMANCE DATA			
01	Concrete Output - rod side	cu.m/hr	50
02	Concrete Output - piston side	cu.m/hr	35
03	Concrete Pressure - rod side (theoretical)	bar	70
04	Concrete Pressure - piston side (theoretical)	bar	105

II TECHNICAL DATA			
01	Concrete Delivery Cylinder (diam x stroke)	mm	180 x 1200
02	Hydraulic Cylinder (bore x rod x stroke)	mm	110 x 63 x 1200
03	Strokes/min - rod side	count	27
04	Strokes/min - piston side	count	18
05	Hopper Capacity	ltr	600
06	Engine Power	kW	48
07	Hydraulic System Pressure	bar	280

i) Values are theoretical ii) Tolerances apply iii) Product updation is a continous process.Please contact Sunbeam for latest information

III DIMENSIONAL DATA			
01	Length	mm	5260
02	Width	mm	2170
03	Height	mm	2000
04	Weight	kg	4200



SUNBEAM



CUSTOMER

delight



SUNBEAM

INFRA EQUIPMENT

Certified to ISO 9001:2015, ISO 14001 and OHSAS 45001

Registered Office

Flats 52 & 53, 6th Floor, Victoria Gardens,
#20, Inner Ring Road, Koyambedu,
Chennai 600 107, INDIA.
+91 44 23638188, 23638189.
info@sunbeampower.com

Manufacturing Facility

R.S. No. 24/1, 2, 5, 3A, 3B, 3C & 3D, Canal Road,
Koodapakkam, Puducherry 605 110, INDIA.
+91 413 2661032, 2661033, 2661034, 2661035.

Call Toll-free

1800-212-4194



ISO CERTIFICATION



www.sunbeampower.com

The contents displayed in this catalogue are purely informative and are not a legal offering. Due to continuous research and development, the Company reserves the right to alter content/information shown herein without prior notice. All images displayed are the sole property of Sunbeam and, purely for informative purpose and not to be construed otherwise. Stock images, if any, have been purchased from the public domain and are mere graphic representations. All technical specifications featured in this catalogue are subject to change without prior notice. All brand names and product names that appear in this catalogue are trademarks, registered trademarks or trade names of their respective holders.

B BARNABAS REX +91 9840030028.